

INSTRUCTION MANUAL [10 DIGITS]

IME10D03

CARE OF YOUR WATCH

1. This watch contains precise electronic components. Never attempt to open the case or remove the back cover.
2. Should water or condensation appear in the watch, immediately have the watch checked. Water can corrode electronic parts inside the case.
3. Do not operate push buttons below the surface of the water when swimming or diving.
4. Avoid exposing the watch to temperature extremes.
5. Avoid severing impact. The watch is designed to withstand impact under normal use. It is inadvisable to subject it to server impact of rough usage or drops onto hard surfaces.
6. Keep your watch away from the conditions of strong electric field and static electricity.
7. Clean the watch with a soft cloth and clean water only. Avoid using chemicals, especially soap.

FEATURES AND SPECIFICATIONS

1. 10 digits display mode: Hour, Minutes, Second, Date and Day of week.
2. Alarm \ Chime ("AL").
3. Dual time ("DT").
4. Countdown Timer ("TR").
5. 1/100 Stop Watch ("ST").
6. EL Backlight.
7. Normal operation temperature range: 0°C~50°C.
8. Battery: 3V Lithium Battery.

REGULAR DISPLAY & BUTTON OPERATION

** PLEASE REFER THE CORRESPONDING DISPLAY MODEL AND BUTTON POSITIONS BEFORE OPERATION.

BUTTON OPERATION:

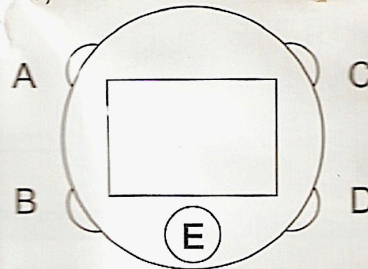
A: ELECTRO-LUMINESCENT LIGHT W/3 SECOND, DELAY, FUNCTION

B: (MODE) FUNCTION

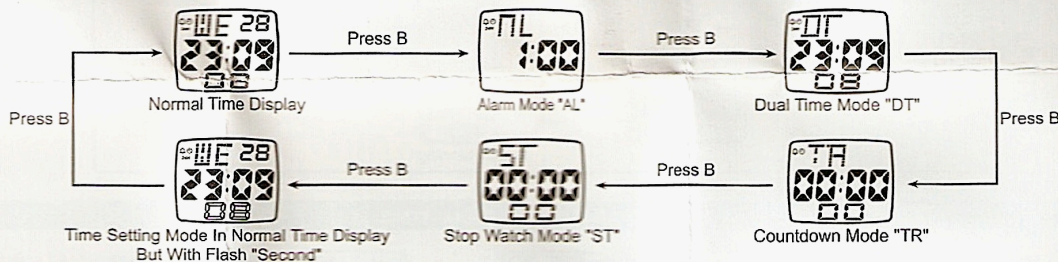
C: START / STOP

D: ADJUST

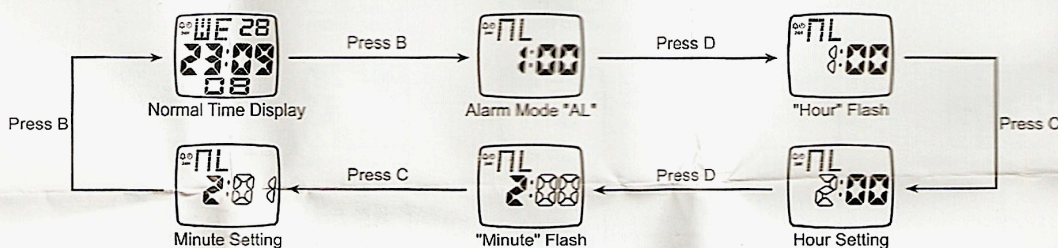
E: EL LIGHT (IF ANY)



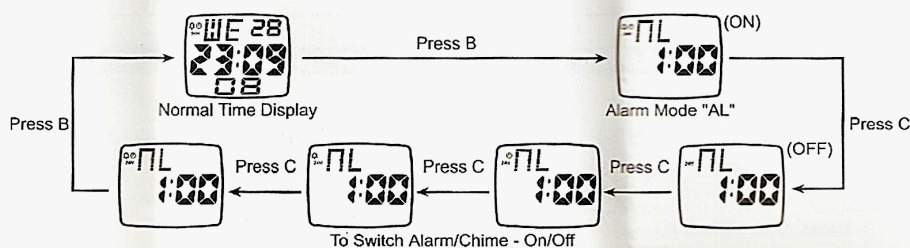
MODES



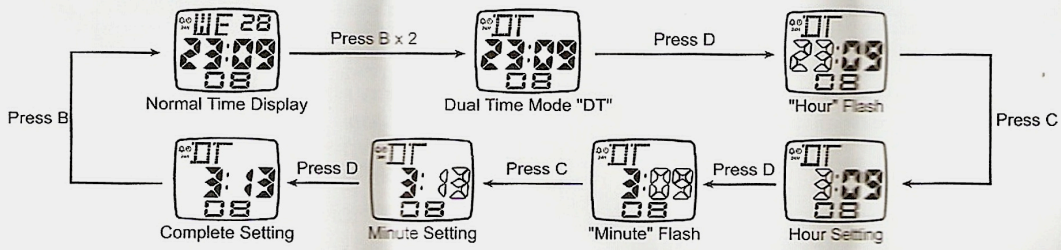
HOW TO SET ALARM



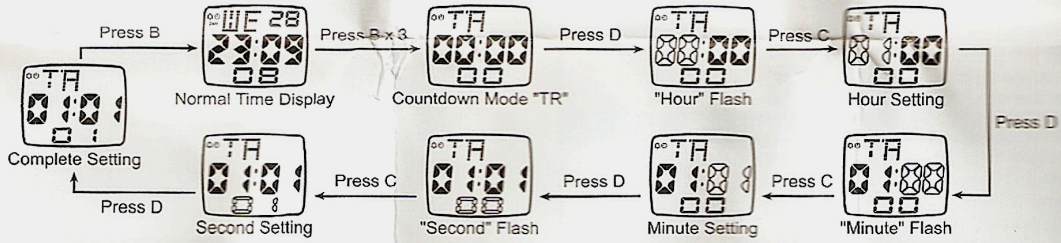
HOW TO TURN ON/OFF ALARM/CHIME FUNCTION



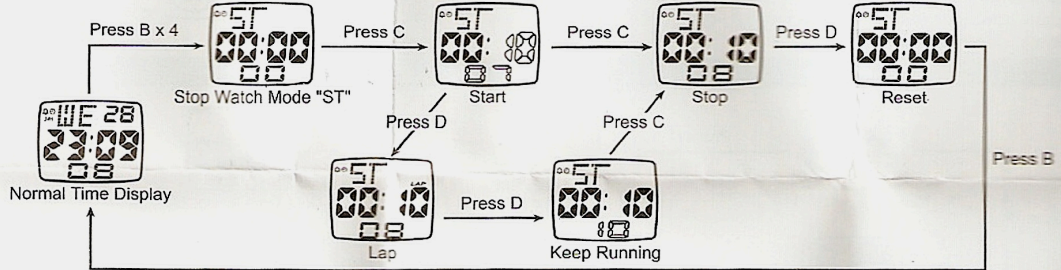
HOW TO SET DUAL TIME



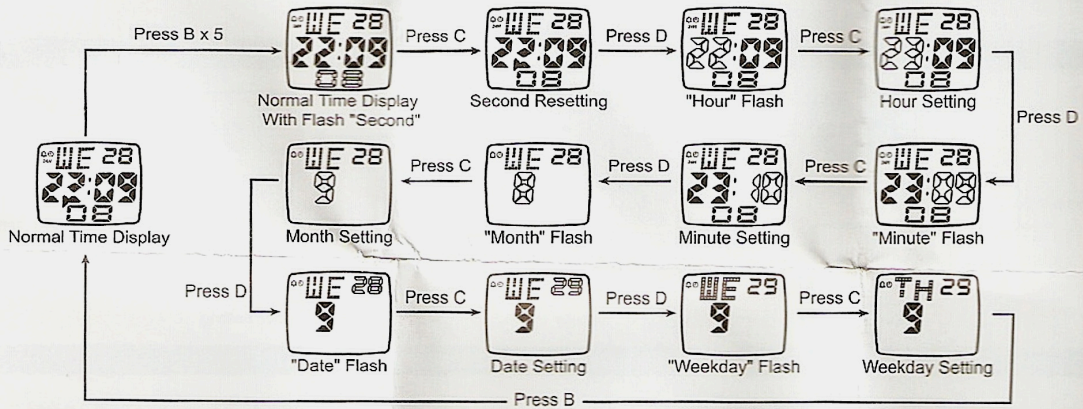
HOW TO SET COUNTDOWN TIMER



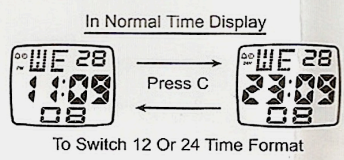
HOW TO OPERATE STOP WATCH



HOW TO ADJUST NORMAL TIME



HOW TO SET 12/24 HOUR FORMAT



HOW TO USE ELECTRO-LUMINESCENT

